



Hunger Analysis of Santa Clara and San Mateo Counties 2005 (HASS 2005)

In 2005 Second Harvest Food Bank of Santa Clara and San Mateo Counties (SHFB) dared to ask, “How much food would it take to wipe out hunger and food insecurity in our community?”

We knew that the need for food among low income residents living in two of the most affluent counties in the country was extensive. The expense of living in the Bay Area forces parents to skip meals so that their children don’t have to, and seniors have no choice but to limit their diets when rent is due.

For nearly three decades, the Food Bank has been alleviating hunger in our community. We decided that it was time to learn the answers to the following questions:

- *How many people are hungry or food insecure¹ in Santa Clara and San Mateo Counties?*
- *Which neighborhoods experience the greatest need?*
- *Which agencies currently address the food needs of low income residents?*
- *How much food would it take each year to eliminate hunger and food insecurity in both Santa Clara and San Mateo Counties?*

The Hunger Analysis of Santa Clara and San Mateo Counties (HASS 2005) is believed to be the most comprehensive study ever conducted in this region.

Methodology

We chose to calculate the unmet food needs in terms of pounds of food. We decided on this approach because the data collected on pounds of food is the most accurate and plentiful.

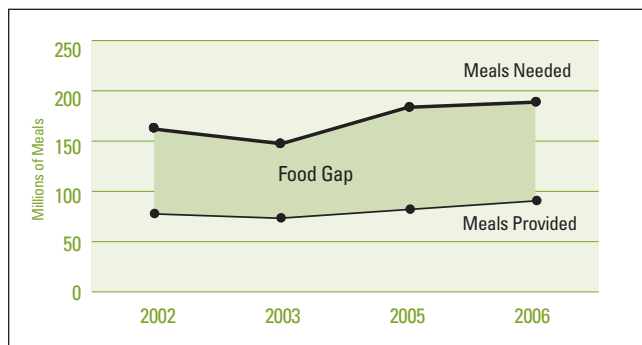
The HASS 2005 focused exclusively on individuals with incomes at or below the following annual levels:²

- One person household: \$19,140
- Two person household: \$25,660
- Four person household: \$38,700

The methodology we employed used the latest food insecurity measurements collected in the UCLA Health Assessment Survey, as well as data from studies conducted by the United States Department of Agriculture (USDA), America's Second Harvest, California Food Policy Advocates, San Mateo County Human Services Agency, County of Santa Clara, Santa Clara County's Social Services Agency, Women Infants and Children, Senior Nutrition, and Food Bank partner agencies.

How Much More Food Is Needed?

In order to wipe out hunger in Santa Clara and San Mateo Counties all available resources would need to provide 191 million meals each year.³ In 2005, 94 million meals were provided.⁴



How Pervasive is Hunger in Our Community?

We learned that many individuals who experience hunger or food insecurity in our service area are receiving food from one or more programs. However, in many cases the food they receive is not enough to provide them with three balanced meals a day.

Santa Clara and San Mateo Counties Combined

- 55,000 individuals suffer from chronic hunger (19,062 are children)
- 103,016 individuals struggle to find enough food to eat (35,084 are children)

Santa Clara County

- 40,000 individuals suffer from chronic hunger (14,590 are children)
- 59,798 individuals struggle to find enough food to eat (21,885 are children)

San Mateo County

- 15,000 individuals suffer from chronic hunger (4,472 are children)
- 43,218 individuals struggle to find enough food to eat (13,199 are children)

Which Areas Experience the Greatest Need?

Geographically, we found that there are four areas where the unmet food needs are most pronounced. These regions were identified based on the number of meals that individuals still need.

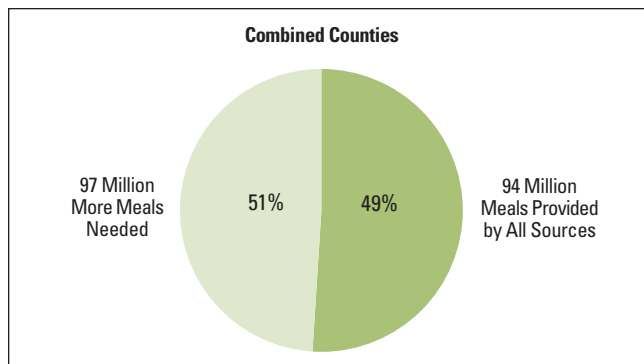
Populations residing in the following areas are in greatest need of food assistance:

- Downtown/East San Jose
- Gilroy
- Daly City and South San Francisco
- San Mateo County Coast

Defining “The Gap”

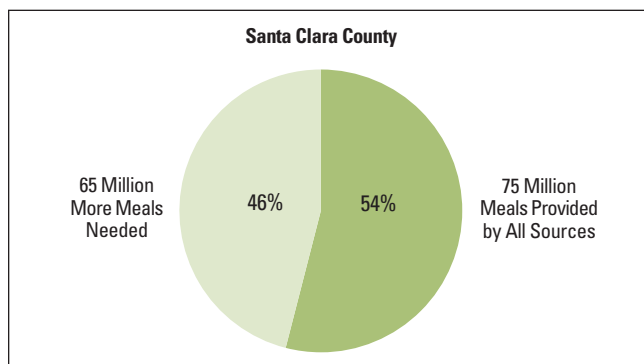
Combined Counties

- 51% of the food needs of low income individuals in Santa Clara and San Mateo Counties are unmet.
- Low income individuals in Santa Clara and San Mateo Counties need an additional 97 million meals annually.⁵



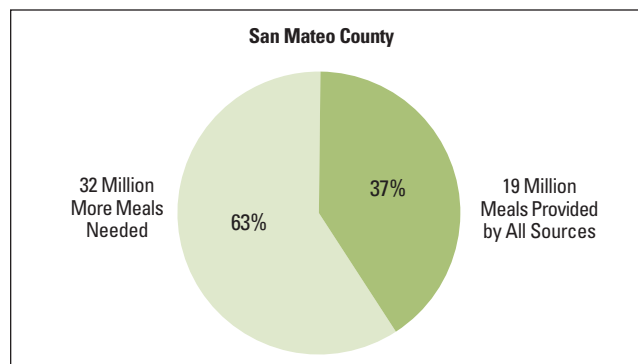
Santa Clara County

- 46% of the food needs in Santa Clara County are unmet.
- Santa Clara County needs an additional 65 million meals annually.



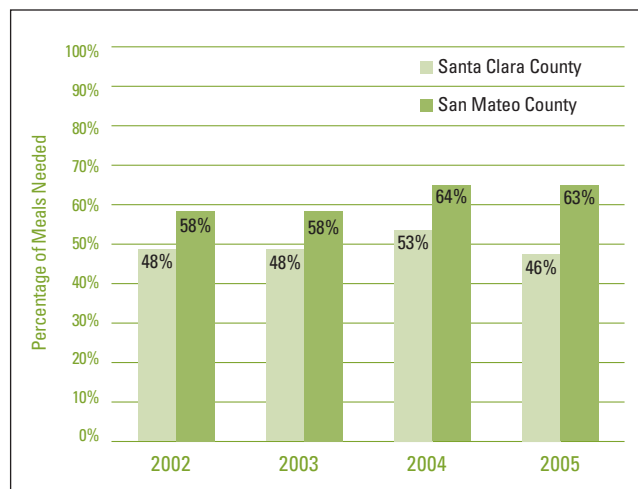
San Mateo County

- 63% of the food needs in San Mateo County are unmet.
- San Mateo County needs an additional 32 million meals annually.



Recent County Trends

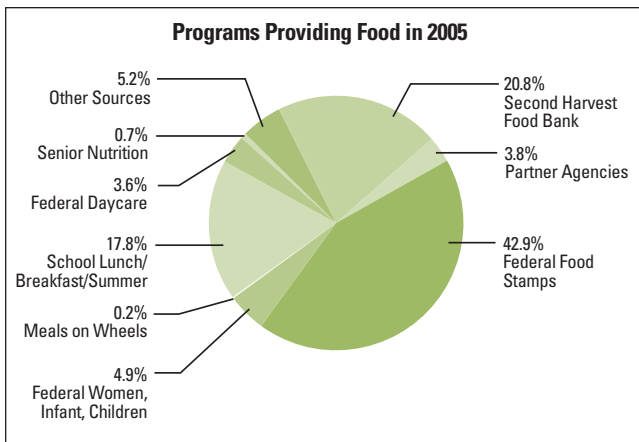
Even though the number of meals needed in Santa Clara County is greater, the percentage of people in need is larger in San Mateo County. The chart below indicates that the unmet needs in San Mateo County are escalating while the needs in Santa Clara County are stabilizing.



Which Agencies Currently Address the Need?

Second Harvest Food Bank is one of many institutions providing food to people in need in our community. The HASS 2005 identified all of the food providers and measured their respective contributions to ending hunger in Santa Clara and San Mateo Counties.

During 2005, Second Harvest Food Bank was the second largest source of food, accounting for 21% of the total provided. The largest source of food was the Federal Food Stamp Program.



Eliminating Hunger: Next Steps

We are halfway to the finish line. Although the task ahead is daunting, it is achievable. Our vision is to lead our community to eliminate hunger. Now that we have defined the gaps in service, we have launched a formal strategic planning process to address the HASS 2005.

The Food Bank's plan will focus on the following:

- Strengthen collaboration among both public and private food providers
- Drive public policy initiatives
- Inspire and lead community participation
- Acquire and distribute more food

We anticipate publishing the long range strategic plan by Fall 2007.

1 People who are food insecure range from not being certain that they'll have enough food to eat, to needing significant food assistance. In general, these individuals do not go hungry on a regular basis, but are instead, often scrambling to find enough food.

2 The population being studied had household incomes at or below 200% of the federal poverty level.

3 257 million pounds of food

4 126 million pounds of food

5 Approximately 131 million pounds of food

6 Approximately 88 million pounds of food

7 Approximately 43 million pounds of food



750 Curtner Avenue
San Jose, CA 95125-2118
Tel: 408.266.8866
Fax: 408.266.9042

1051 Bing Street
San Carlos, CA 94070-5320
Tel: 650.610.0800
Fax: 650.610.0808

Toll Free: 1.866.234.3663
www.2ndharvest.net



Funding for this study generously provided
by the Peninsula Community Foundation.